MINIMALLY INVASIVE HEMODYNAMIC SUPPORT

Stabilize. Unload. Recover.

Impella CP®
Heart Pump

ABIOMED®

Recovering hearts. Saving lives.

Impella CP® Heart Pump

How the Impella CP Heart Pump Works

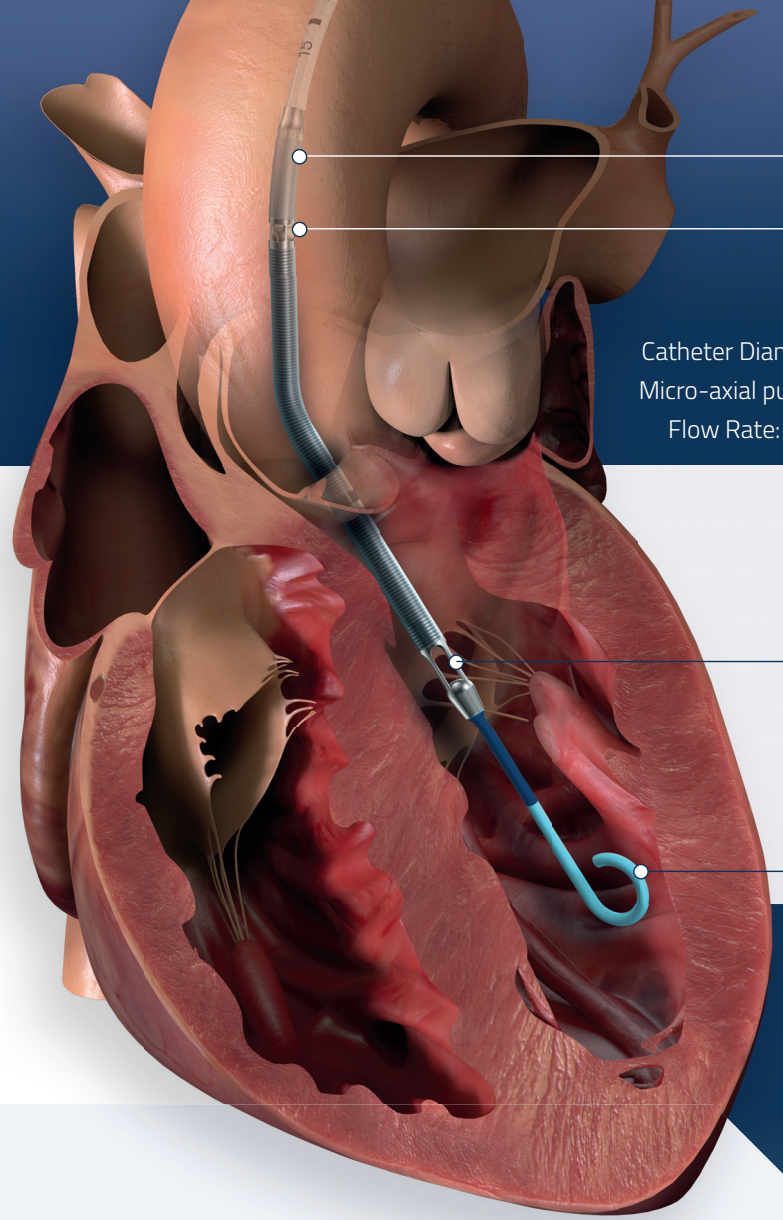

Catheter Diameter: **9 Fr**
Micro-axial pump: **14 Fr**
Flow Rate: **3,5 L/min**

The Impella pump pulls blood from the left ventricle through an inlet area near the tip and expels blood from the canula into the ascending aorta.

The pump can be inserted via a standard catheterization procedure through the femoral artery, into the ascending aorta, across the valve, and into the left ventricle.

- Flows up to 3.5 L/min
- Percutaneous access
- Directly unloads the ventricle
- Not inotrope or timing dependent
- 9 Fr Catheter, 14 Fr micro-axial pump

More than 100,000 patients worldwide have already been treated with the Impella heart pumps.[1]

Micro-axial Blood Pump

Delivers forward flow from the left ventricle to the aorta

Single Access Point

Minimally invasive placement through a single artery and into the left ventricle

Direct Ventricular Unloading

Actively unloads up to 3.5 L/min from the left ventricle

RECOVERING HEARTS. SAVING LIVES.®

Designed for Optimal Positioning in The Left Ventricle

Cannula shape
Radiopaque marker
Flexible catheter
Pigtail

Access Complex Vasculature

Facilitate insertion
in challenging vasculature

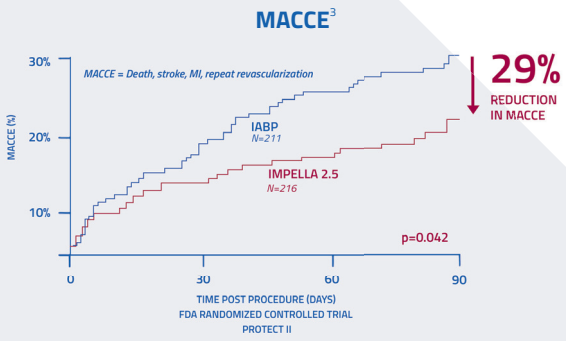

Clinical outcomes of the PROTECT II randomized controlled trial demonstrated a 29% reduction in MACCE at 90 days.[3]

Extensive revascularization was also associated with the largest reduction of adverse events.[4]

Peak flow

up to **3,5** L/min

Maximize unloading of the Heart in the Cath Lab



** Based off of Impella 2.5® device data.*

ENHANCED QUALITY OF LIFE

8 of 10 Patients[1]

Experienced Improved Ejection Fraction[2] or NYHA Heart Failure Class[2]

After a Protected PCI procedure with the Impella heart pump.

Sources: 1. *Abiomed data on file, PROTECT II.* **2.** *O'Neill W. et al. Circulation. 2012 Oct 2:126(14):1717-27* **3.** *Dangas GD, Kini AS, Sharma SK, et al. Impact of hemodynamic support with Impella 2.5 versus intra-aortic balloon pump on prognostically important clinical outcomes in patients undergoing high-risk percutaneous coronary intervention (from the PROTECT II randomized trail). Am J Cardiol. 2014;113(2):222-228.* **4.** *O'Neill, PROTECT II. Abstract presented at: TCT 2013 Transcatheter Cardiovascular Therapeutics. October 28, 2013-November 1, 2013; San Francisco, CA; 2013.*

Impella CP® Heart Pump

Impella CP Insertion Kit Contains:

- Impella Catheter
- 0.018" x 260 cm placement guidewire
- White connector cable
- Purge cassette

- Introducer Kit
  - Peel-away introducer (14 Fr)
  - 0.035" stiff access wire
  - 8 Fr, 10 Fr, 12 Fr, 14 Fr dilators



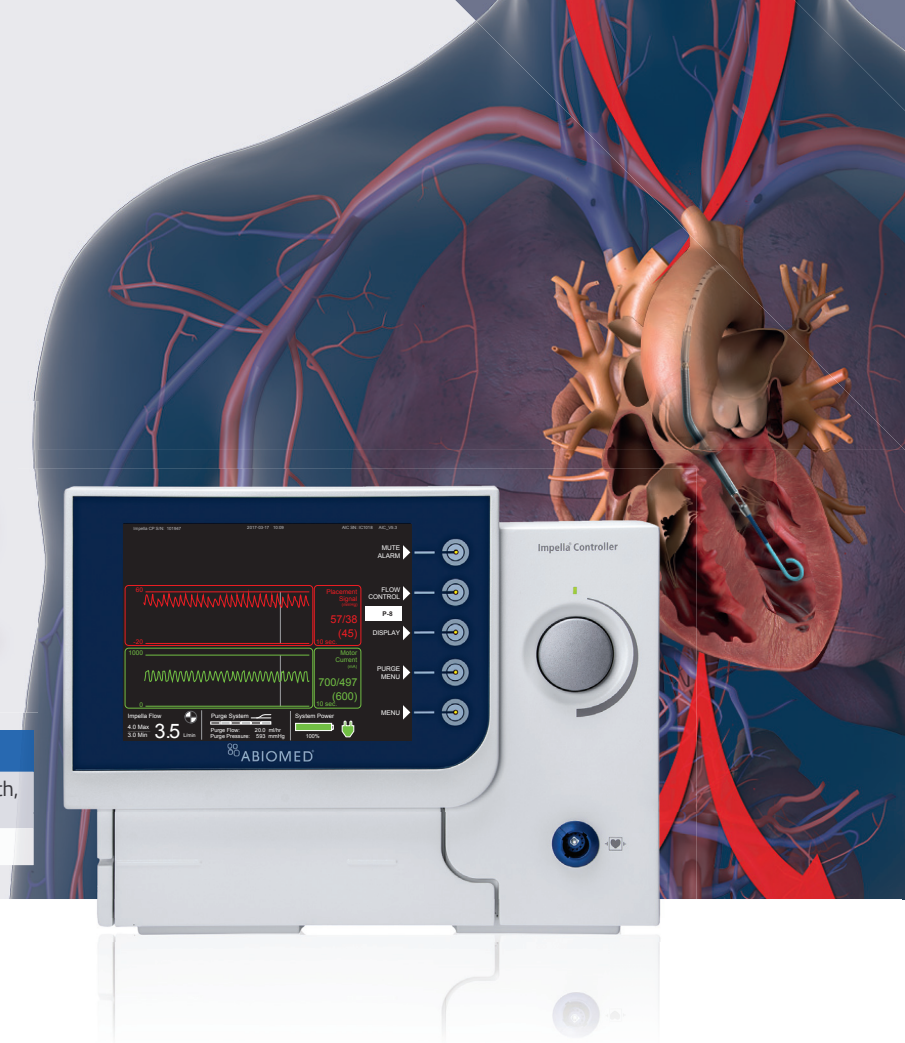

Product Information

REF	Description
0048-0002	Impella CP pump for use with Impella Controller, 14 Fr introducer and sheath, 0.018" x 260 cm guide-wire, 0.035" x 150 cm guidewire, Impella Controller connector cable, purge cassette, ea.

Accessories

REF	Description
0052-0001	Introducer Kit includes 14 Fr dilator and sheath, guidewire, ea.
0043-0003	Impella Controller Purge Cassettes, Box of 5

Learn more about hemodynamic support and the Impella system.

Quellen: **1.** *Abiomed Data on File. The Impella platform includes Impella 2.5, Impella CP, Impella 5.0, Impella LD and Impella RP*

The ABIOMED Logo, ABIOMED, Impella, Impella 2.5, Impella 5.0, Impella LD, Impella CP, Impella RP, and Recovering Hearts. Saving Lives. are registered trademarks of ABIOMED, Inc. in the US and in certain foreign countries.

INDIKATIONEN EU

The Impella (intracardiac pump for supporting the left ventricle) is intended for clinical use in cardiology and in cardiac surgery for up to 5 days for the following indications, aswell as others:

- The Impella is a circulatory support system for patients with reduced left ventricular function, e.g., post-cardiotomy, low output syndrome, cardiogenic shock after acute myocardial infarction, or for myocardial protection after acute myocardial infarction
- The Impella may also be used as a cardiovascular support system during coronary bypass surgery on the beating heart, particularly in patients with limited preoperative ejection fraction with a high risk of postoperative low output syndrome.
- Support during high risk percutaneous coronary intervention (PCI)
- Post PCI

KONTRAINDIKATIONEN EU

- Mechanical aortic valves, severe aortic valvular stenosis or valvular regurgitation
- Hematoolgical disorder causing fragility of the blood cells or hemolysis
- Hypertrophic obstructive cardiomyopathy (HOCM)
- Aneurysm or necrotomy or severe anomaly of the ascending aorta and / or the aortic arch
- Mural thrombus in the left ventricle
- Ventricular septal defect (VSD) after myocardial infarction
- Anatomic conditions precluding insertion of the pump
- Other illnesses or therapy requirements precluding use of the pump
- Severe peripheral arterial occlusion disease (PAOD) is a relative contraindication

In addition to the risks above, there are other WARNINGS and PRECAUTIONS associated with Impella devices. For more information please visit ***https://www.protectedpci.eu/en/therapy/product-variations/***

IMP-712 EU-EN (v0.3)
Educational material intended for European customers under CE Mark

ABIOMED

EC REP **Abiomed Europe GmbH**
Neuenhofer Weg 3
52074 Aachen, Germany
Telefon: +49 (241) 8860-0
Fax: +49 (241) 8860-111
Email: europe@abiomed.com

Abiomed Inc.
22 Cherry Hill Drive
Danvers, MA 01923 USA
Telefon: +1 978-777-5410
Fax: +1 978-777-8411
Email: marketing@abiomed.com

Clinical Support Center
24 hours per day, 7 days a week
+49(0) 1805 2246633 (EU)
+1 800-422-8666 (US)

www.abiomed.com
© 2019 ABIOMED, INC. ALL RIGHTS RESERVED.

CE 0482